



2010-2011 GMT Reports for District (or Undistricted) **District 412 BOTSWANA**

GMT: **MANOJ SHAH**

Location: **BOTSWANA**

GMT CA: **6**

CLUBS

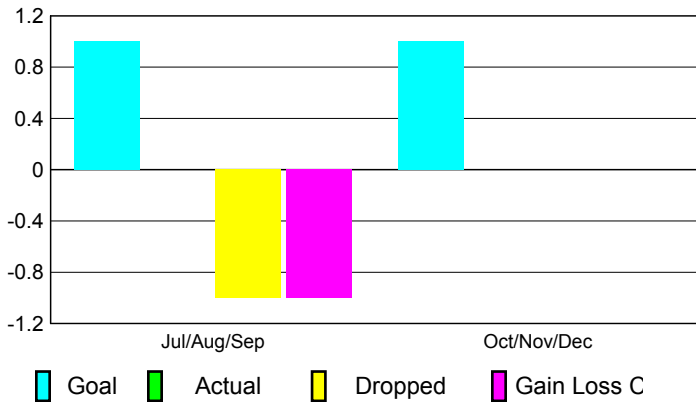
Club Results
2010-2011

Clubs
2009-2010

Month	New Club	Actual New	Actual Dropped	Gain/Loss of	Gain/Loss of
	Goal	Clubs	Clubs	Clubs	Clubs
Jul/Aug/Sep	1	0	-1	-1	0
Oct/Nov/Dec	1	0	0	0	0
Totals	2	0	-1	-1	0

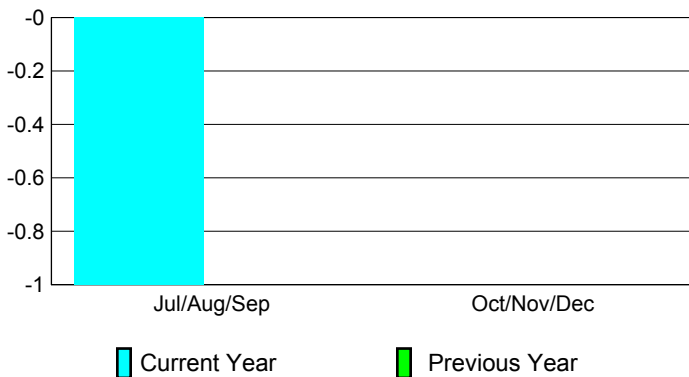
Club Results 2010-2011

Goal, New, Dropped, Gain/Loss



Comparison of Club Gain/Loss

Current Year Compared to the Previous Year



YTD Status Quo Clubs 2010-2011

Status Quo Clubs Compared to Status Quo Members



MEMBERSHIP

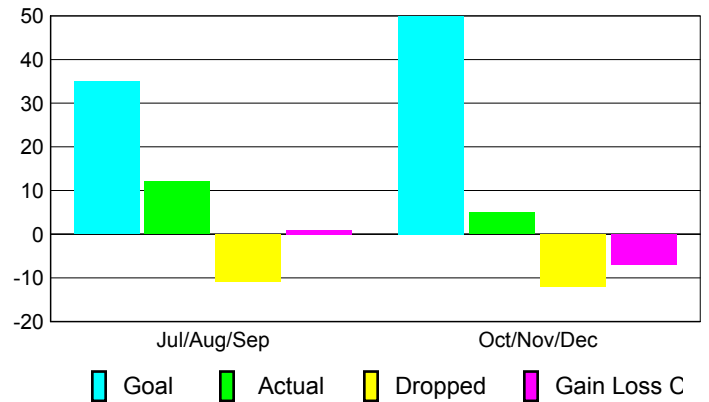
Membership Results
2010-2011

Membership
2009-2010

Month	Net Memb	Actual New	Actual Dropped	Gain/Loss of	Gain/Loss of
	Goal	Memb	Memb	Memb	Memb
Jul/Aug/Sep	35	12	-11	1	-32
Oct/Nov/Dec	50	5	-12	-7	9
Totals	85	17	-23	-6	-23

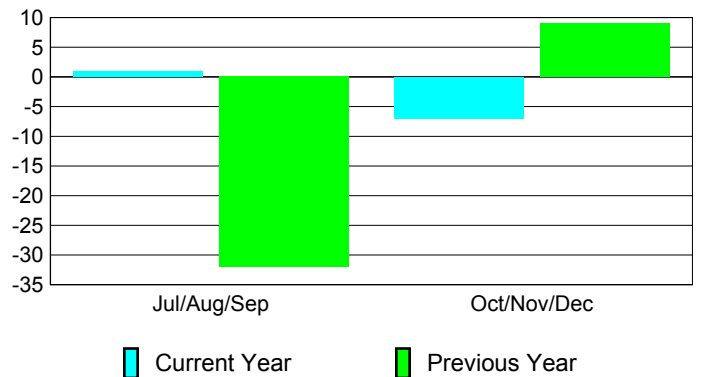
Membership Results 2010-2011

Goal, New, Dropped, Gain/Loss

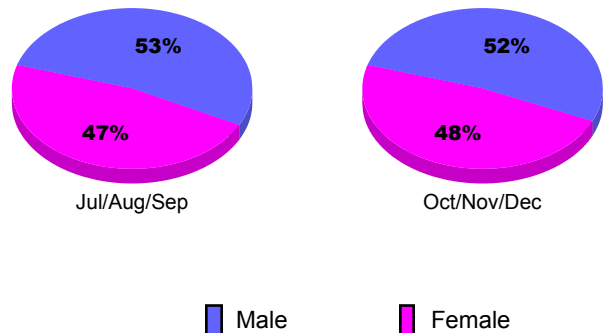


Comparison of Membership Gain/Loss

Current Year Compared to the Previous Year



Gender Comparison 2010-2011





2010-2011 GMT Reports for District (or Undistricted) **District 412 ZIMBABWE**

GMT: **MANOJ SHAH**

Location: **ZIMBABWE**

GMT CA: **6**

CLUBS

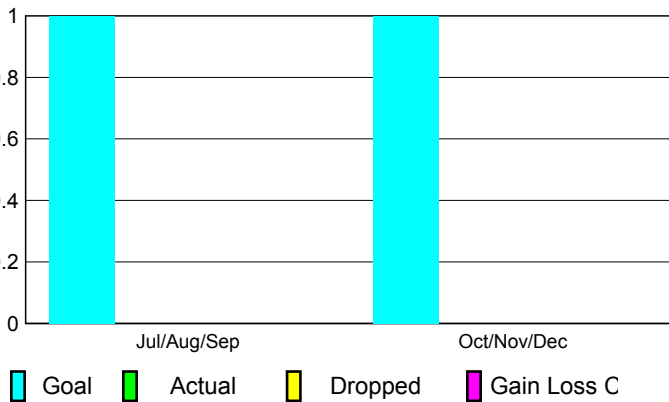
Club Results
2010-2011

Clubs
2009-2010

Month	New Club Goal	Actual New Clubs	Actual Dropped Clubs	Gain/Loss of Clubs	Gain/Loss of Clubs
Jul/Aug/Sep	1	0	0	0	0
Oct/Nov/Dec	1	0	0	0	1
Totals	2	0	0	0	1


Club Results 2010-2011

Goal, New, Dropped, Gain/Loss




Comparison of Club Gain/Loss

Current Year Compared to the Previous Year



YTD Status Quo Clubs 2010-2011

Status Quo Clubs Compared to Status Quo Members



MEMBERSHIP

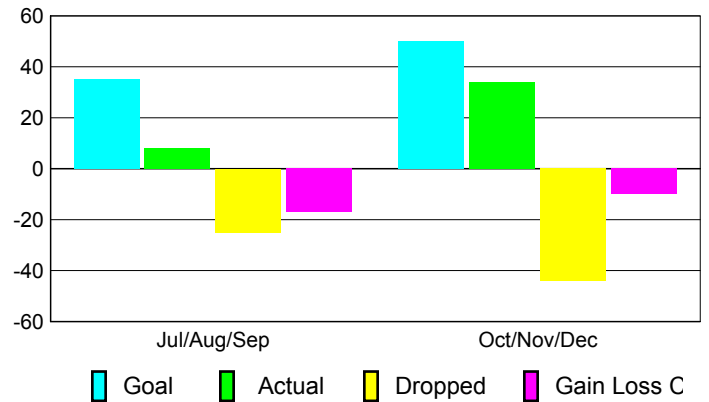
Membership Results
2010-2011

Membership
2009-2010

Month	Net Memb Goal	Actual New Memb	Actual Dropped Memb	Gain/Loss of Memb	Gain/Loss of Memb
Jul/Aug/Sep	35	8	-25	-17	-3
Oct/Nov/Dec	50	34	-44	-10	3
Totals	85	42	-69	-27	0

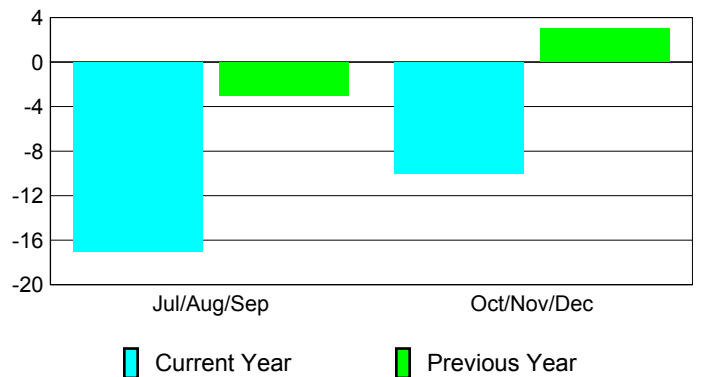
Membership Results 2010-2011

Goal, New, Dropped, Gain/Loss

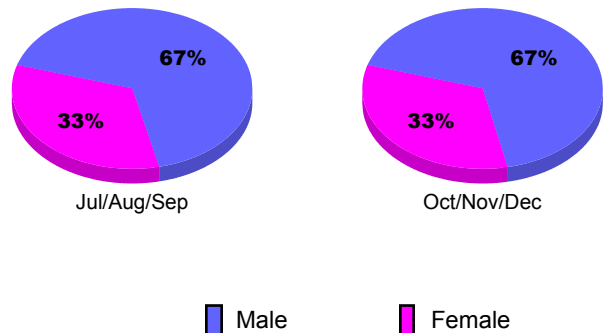


Comparison of Membership Gain/Loss

Current Year Compared to the Previous Year



Gender Comparison 2010-2011





2010-2011 GMT Reports for District (or Undistricted) **District 412 MALAWI**

GMT: **MANOJ SHAH**

Location: **MALAWI**

GMT CA: **6**

CLUBS

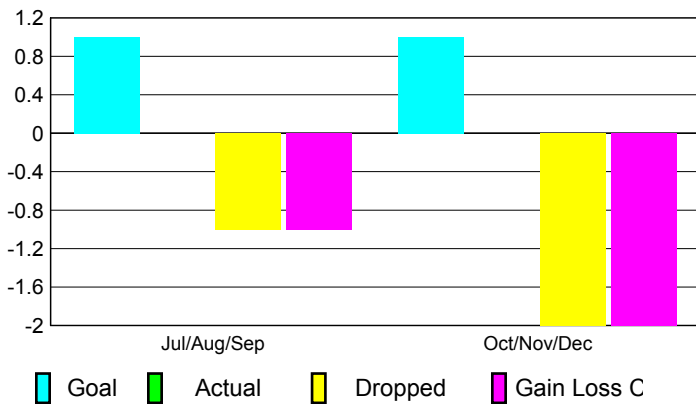
Club Results
2010-2011

Clubs
2009-2010

Month	New Club Goal	Actual New Clubs	Actual Dropped Clubs	Gain/Loss of Clubs	Gain/Loss of Clubs
Jul/Aug/Sep	1	0	-1	-1	0
Oct/Nov/Dec	1	0	-2	-2	0
Totals	2	0	-3	-3	0

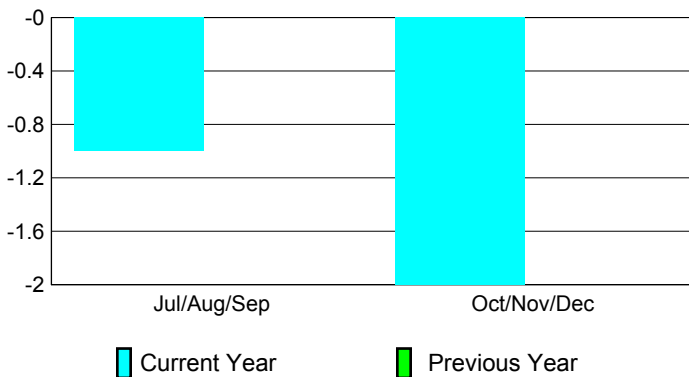
Club Results 2010-2011

Goal, New, Dropped, Gain/Loss




Comparison of Club Gain/Loss

Current Year Compared to the Previous Year



YTD Status Quo Clubs 2010-2011

Status Quo Clubs Compared to Status Quo Members



MEMBERSHIP

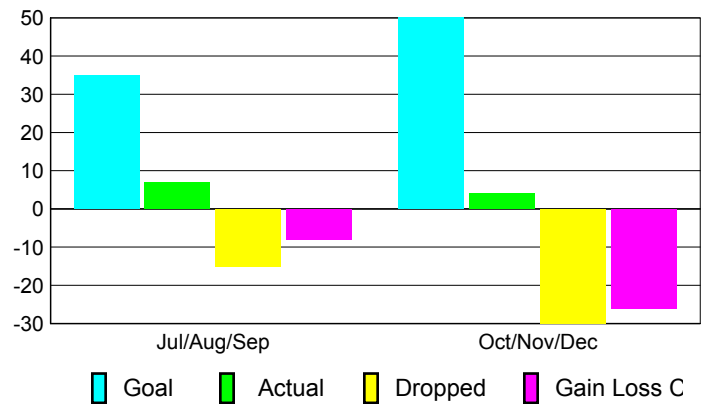
Membership Results
2010-2011

Membership
2009-2010

Month	Net Memb Goal	Actual New Memb	Actual Dropped Memb	Gain/Loss of Memb	Gain/Loss of Memb
Jul/Aug/Sep	35	7	-15	-8	-6
Oct/Nov/Dec	50	4	-30	-26	18
Totals	85	11	-45	-34	12

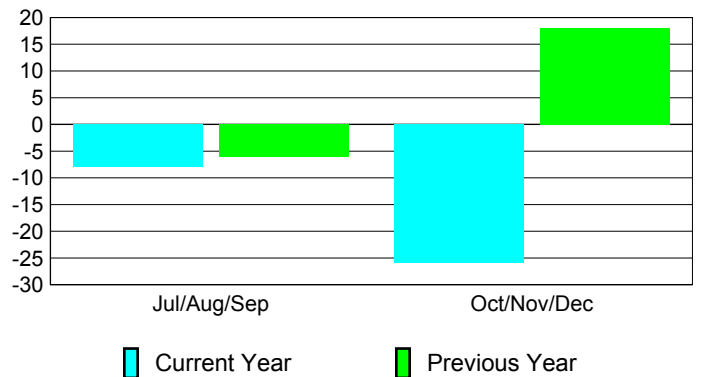
Membership Results 2010-2011

Goal, New, Dropped, Gain/Loss

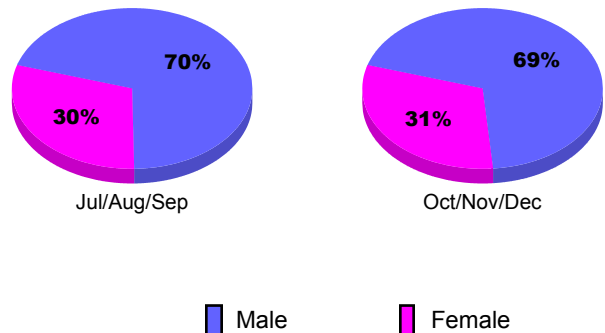


Comparison of Membership Gain/Loss

Current Year Compared to the Previous Year



Gender Comparison 2010-2011





2010-2011 GMT Reports for District (or Undistricted) **District 412 MOZAMBIQUE**

GMT: **MANOJ SHAH**

Location: **MOZAMBIQUE**

GMT CA: **6**

CLUBS

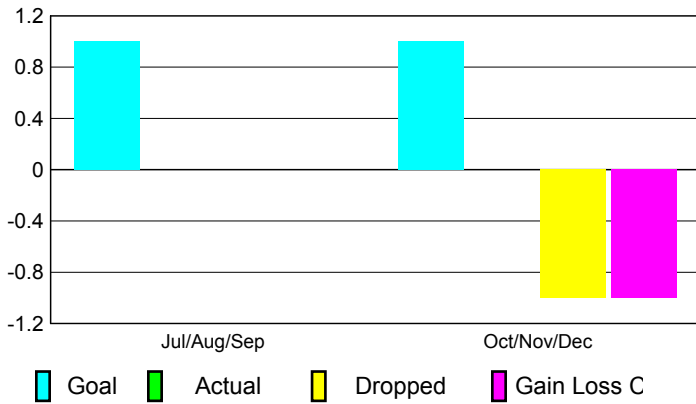
Club Results
2010-2011

Clubs
2009-2010

Month	New Club Goal	Actual New Clubs	Actual Dropped Clubs	Gain/Loss of Clubs	Gain/Loss of Clubs
Jul/Aug/Sep	1	0	0	0	0
Oct/Nov/Dec	1	0	-1	-1	0
Totals	2	0	-1	-1	0

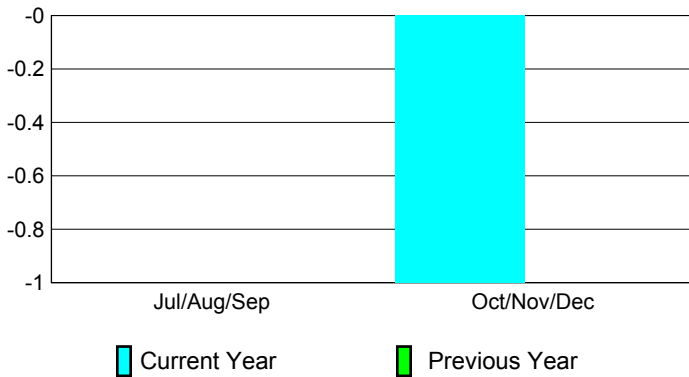
Club Results 2010-2011

Goal, New, Dropped, Gain/Loss




Comparison of Club Gain/Loss

Current Year Compared to the Previous Year



YTD Status Quo Clubs 2010-2011

Status Quo Clubs Compared to Status Quo Members



MEMBERSHIP

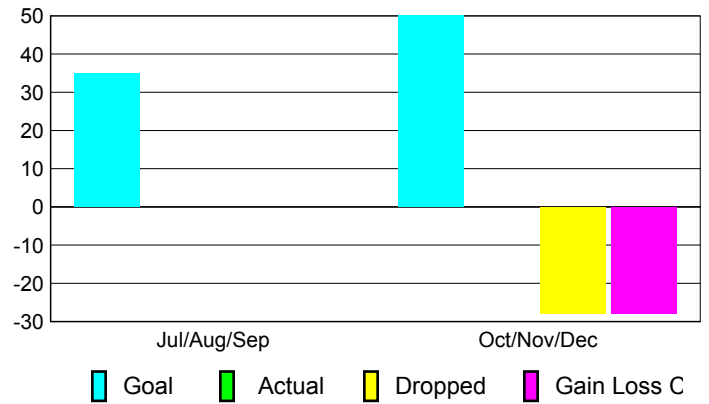
Membership Results
2010-2011

Membership
2009-2010

Month	Net Memb Goal	Actual New Memb	Actual Dropped Memb	Gain/Loss of Memb	Gain/Loss of Memb
Jul/Aug/Sep	35	0	0	0	0
Oct/Nov/Dec	50	0	-28	-28	0
Totals	85	0	-28	-28	0

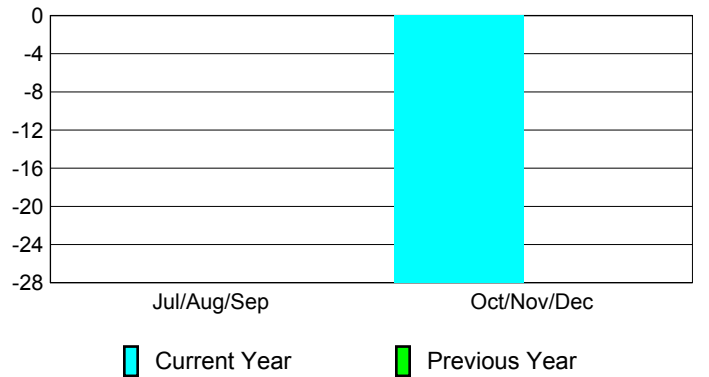
Membership Results 2010-2011

Goal, New, Dropped, Gain/Loss



Comparison of Membership Gain/Loss

Current Year Compared to the Previous Year



Gender Comparison 2010-2011

